


**YASHWANTRAO CHAVAN MEMORIAL HOSPITAL PGI, PIMPRI - 18**  
**MEDICAL RECORD DEPARTMENT**

**OPD DATA**

Jan 2023 To Dec 2023




SR. NO.	OPD	Jan-23	Feb-23	Mar-23	Apr-23	May-23	Jun-23	Jul-23	Aug-23	Sep-23	Oct-23	Nov-23	Dec-23	TOTAL
1	Medicine	7247	7616	8147	7328	9465	10379	12199	13449	12347	13302	11274	13523	126276
2	Paed.	1280	1347	1334	964	1886	3040	3551	3641	2834	3186	2307	3017	28387
3	Psych.	734	795	730	745	841	757	745	792	706	849	809	873	9376
4	Dermatology	2449	2658	2548	2384	3010	3102	3535	4011	3719	3918	3506	4081	38921
5	T.B. & Chest(Respiratoy)	654	833	864	686	720	952	1280	1232	1091	1237	1107	1136	11792
6	Surgery	3444	3608	3411	3345	4224	4453	4401	4643	4015	4153	3813	4622	48132
7	Ortho.	4037	4146	4199	4071	5011	4967	4807	5102	4492	5189	4412	4817	55250
8	E.N.T.	2332	2176	2156	1850	2149	2058	2073	2371	2421	2483	2214	2614	26897
9	Gynac.	1482	1524	1505	1324	2073	2264	2294	2472	2300	2324	2166	2477	24205
10	A.N.C.(FP)	2368	2364	2656	2230	2729	2612	2817	2745	2408	2486	2429	2382	30226
11	Homeopathy	404	160	322	70	8	5	1	2	2	4	0	0	978
12	Ayurvedic	3	0	0	0	1	0	1	1	0	1	0	0	7
13	Anaesthesia	486	505	375	235	287	298	228	228	185	186	169	172	3354
14	ART Centre	1261	1512	1693	1422	1595	1510	1604	1372	1097	1183	1028	1207	16484
15	Neurosurg.	772	592	568	347	545	705	624	712	583	644	421	596	7109
16	Paed. Surg.	0	0	0	2	2	0	0	0	0	0	1	0	5
17	Oncology	9	13	16	7	8	5	6	16	14	8	6	1	109
18	Ophtalmology	3036	3201	2853	2495	2998	3502	3563	4034	3221	3567	3683	5158	41311
19	Plastic Surg.	7	7	9	10	12	12	20	15	19	10	10	7	138
20	Dental	1102	1056	973	785	908	771	840	786	710	762	680	1070	10443
21	Physio.	2234	2277	2580	2160	2520	2409	2481	2623	2475	2911	2312	2485	29467
22	Spine Surg.	0	1	0	0	0	1	1	0	0	0	1	0	4
23	Casualty	9594	10039	11808	11455	9431	7182	6441	6627	7695	7011	6369	6969	100621
<b>TOTAL</b>		<b>44935</b>	<b>46430</b>	<b>48747</b>	<b>43915</b>	<b>50423</b>	<b>50984</b>	<b>53512</b>	<b>56874</b>	<b>52334</b>	<b>55414</b>	<b>48717</b>	<b>57207</b>	<b>609492</b>

य. अशिलेख विभा
   
 प्रस्था, २ व. म्मली
   
 वि. वि. चिचव

**YASHWANTRAO CHAVAN MEMORIAL HOSPITAL PGI, PIMPRI - 18**  
**MEDICAL RECORD DEPARTMENT**  
**ADMISSION (IPD ) DATA**  
**Jan 2023 To Dec 2023**


Department	Jan.23	Feb.23	Mar.23	Apr.23	May.23	Jun.23	Jul.23	Aug.23	Sep.23	Oct.23	Nov.23	Dec.23	Jan.2023-Dec2023
Medicine	1153	1042	1165	1060	1058	1126	1298	1493	1349	1337	1175	989	14245
NICU & Paed.	771	746	835	706	707	657	815	954	1047	1018	965	843	10064
Psychiatry	23	31	20	24	43	27	25	19	22	21	22	22	299
Skin & VD	6	14	13	10	8	7	18	27	21	25	16	15	180
Chest & TB	45	31	39	37	46	45	39	37	34	39	46	30	468
Gen.Surg.	279	275	335	268	340	331	271	240	276	296	250	341	3502
Orthopaedic	142	116	116	117	149	134	144	118	128	171	150	190	1675
E.N.T.	83	84	79	64	84	83	79	65	62	70	66	65	884
Ophthalmology	187	196	126	136	185	191	263	163	191	262	195	269	2364
OB/GY	891	815	919	894	979	878	964	1024	1018	1069	1016	952	11419
Total not including CMO.	3580	3350	3647	3316	3599	3479	3916	4140	4148	4308	3901	3716	45100
Casualty	1	3	5	0	0	3	0	0	0	1	0	0	13
Total including CMO	3581	3353	3652	3316	3599	3482	3916	4140	4148	4309	3901	3716	45113

  
**वैद्यकीय अभिलेख विभाग**  
 पदव्युत्तर संस्था, य. च. स्मृती मंगलव  
 पिंपरी विंचवड महानगरपालिका  
 पिंपरी - ४११ ०१८.

**YASHWANTRAO CHAVAN MEMORIAL HOSPITAL PGI , PIMPRI - 18**

**MEDICAL RECORD DEPARTMENT PGI, YCMH**

**OPD STATISTICS**



Number of total patients registered in last year ( 2023) - **609785**

Number of New Patients registered on Daily Average - **1051**

Number of Old Patients registered on Daily Average - **976**

Average Number of Patients attending OPD - **2027**

Average Bed Occupancy in % = **78 %**

**वैद्यकीय अभिलेख विभाग**  
पदव्युत्तर संस्था, य. च. स्मृती रुग्णालय  
पिंपरी चिंचवड महानगरपालिका  
पिंपरी - ४११ ०१८.




पिंपरी चिंचवड महानगरपालिका, पिंपरी - ४११ ०१८  
नवीन थेरगाव रुग्णालय, थेरगाव

thergaon@pcmcindia.gov.in

Website

www.pcmcindia.gov.in



OUT DOOR PATIENTS STATISTICS MONTH OF JAN TO DEC 2023

SR NO	MONTH-2023	TOTAL PATIENTS RECORD									
		ORTHO OPD	SURG OPD	MED OPD	PEAD OPD	ANC OPD	DENT OPD	PHYSI OPD	ENT OPD	OPHTHAL OPD	DERMAT OPD
1	JAN	2428	1680	4575	1395	45500	100	450	150	170	350
2	FEB	2438	1785	4550	1402	4159	120	305	202	128	375
3	MAR	2440	1732	5200	1205	3975	110	490	175	198	325
4	APR	2685	1836	5001	1581	4649	99	530	128	175	410
5	MAY	2500	1700	5456	1410	4320	125	775	190	199	450
6	JUN	2610	1598	5540	1480	4229	130	760	290	321	422
7	JUL	2635	1760	5409	1498	4475	150	490	275	301	438
8	AUG	2320	1956	5600	1530	4330	275	395	300	300	414
9	SEPT	2575	1830	5549	1454	4527	345	642	321	299	468
10	OCT	2600	1925	5100	1560	4310	307	770	315	475	375
11	NOV	2630	1860	5022	1438	4157	538	702	590	625	384
12	DEC	783	528	1626	375	4100	175	150	220	655	450

ज्येष्ठ वैद्यकीय अधिकारी (वर्ग-१)  
नवीन थेरगाव रुग्णालय, पि.चिं.मनपा.



# HOSPITAL

20	Hospital Details							Details on College Website	Adequate/ Inadequate
Name of the Hospital : NEW THERGAON HOSPITAL PIMPRI PUNE-18								Adequate	
Bed Strength : 200								Adequate	
Number of beds registered as per BNH act:							Yes	Adequate	
Total construction area in square meters (completion, occupancy, MPCB environmental clearance, fire safety audit certificates from appropriate Government authorities).							Yes	Adequate	
21	Clinical Facilities : Parent / Attached Hospital (Govt./Civil/Private) Must be within 10km. radius of the College								
a.	Sr. No	Name of Hospital	Own / Attached	Registered Under BNHA/Shop act(Yes/ No)	Specialties (Specify)	Bed Strength	Distance From College (within 10 Km)	Yes	Adequate
	1	NEW THERGAON HOSPITAL	ATTACHED		MULTI SPECIALITY	200	5-6 KM		
	2								
	3								
b.	Total built up area of Hospital (in Sq.Ft.) : .....							Yes	Adequate
c.	Student : Bed Ratio (Undergraduate) : .....							Yes	Adequate
d.	Average Bed Occupancy in % : .....60%.....							Yes	Adequate
e.	Whether Hospital is registered under any act under Local Authority such as Corporation, Municipality, Gram Panchayat etc.: (Please attach copy of registration certificate)							YES	
22	Whether Casualty is available and functional :							Yes	Adequate
23	Whether separate Registration room is available at OPD? <ul style="list-style-type: none"> <li>a. Number of total patients registered in last Year : 215335</li> <li>b. Number of New Patients registered on daily average : 600</li> <li>c. Number of Old patient registered on daily average :450</li> <li>d. Average Number of patients attending OPD (current year)19700</li> <li>e. Whether records of patient registration are well maintained :</li> </ul>							Yes	Adequate
	Any other								Adequate

Maharashtra University of Health Sciences, Nashik  
Inspection Committee Report for Academic Year 2023-24

Clinical Material in Hospital

Faculty: Physiotherapy

Name of College/Institute: LSFPEF College of Physiotherapy, Nigdi, Pune.

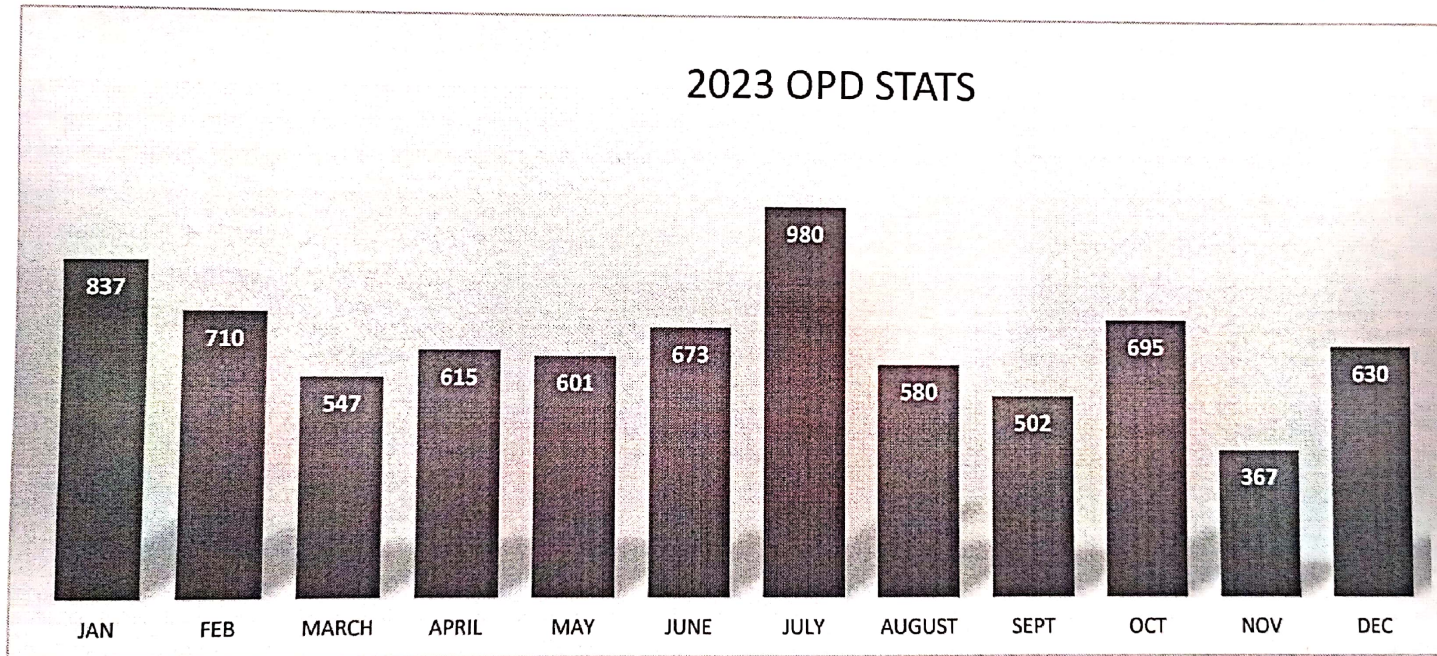
Sr. No.	Particulars to be verified	Adequate / Inadequate																																																																						
a.	There must be a parent Hospital with minimum 300 beds Indoor & Outdoor Facility with Physiotherapy exposure in the broad specialty areas including Intensive care to provide practical experience to the student.:	Adequate																																																																						
b.	The student to patient ratio should be minimum 1:5, the first part being student & second part patient.	Adequate																																																																						
c.	The desirable breakup of beds shall be as follows : Student Patient Ratio (as per M.S.R, it must be 1:5) :	Adequate																																																																						
	<table border="1"> <thead> <tr> <th>Sr.N o.</th> <th>Specialty</th> <th>For 30 &amp; 60 Intake</th> <th>For 100 Intake</th> </tr> </thead> <tbody> <tr> <td>01</td> <td>General Medicine</td> <td>60</td> <td>90</td> </tr> <tr> <td>02</td> <td>General Surgery</td> <td>60</td> <td>90</td> </tr> <tr> <td>03</td> <td>Orthopedics</td> <td>60</td> <td>90</td> </tr> <tr> <td>04</td> <td>Obst &amp; Gynac</td> <td>30</td> <td>60</td> </tr> <tr> <td>05</td> <td>Pediatrics</td> <td>30</td> <td>60</td> </tr> <tr> <td>06</td> <td>Medical ICU</td> <td>10</td> <td>15</td> </tr> <tr> <td>07</td> <td>Surgical ICU</td> <td>10</td> <td>15</td> </tr> <tr> <td>08</td> <td>PICU + NICU</td> <td>10</td> <td>15</td> </tr> <tr> <td>09</td> <td>ICCU + RICU</td> <td>10</td> <td>10</td> </tr> <tr> <td>10</td> <td>Burns Unit / ICU</td> <td>10</td> <td>05</td> </tr> <tr> <td>11</td> <td>Emergency</td> <td>10</td> <td>10</td> </tr> <tr> <td colspan="2" style="text-align: center;">Total</td> <td>300</td> <td>450</td> </tr> </tbody> </table>	Sr.N o.	Specialty	For 30 & 60 Intake	For 100 Intake	01	General Medicine	60	90	02	General Surgery	60	90	03	Orthopedics	60	90	04	Obst & Gynac	30	60	05	Pediatrics	30	60	06	Medical ICU	10	15	07	Surgical ICU	10	15	08	PICU + NICU	10	15	09	ICCU + RICU	10	10	10	Burns Unit / ICU	10	05	11	Emergency	10	10	Total		300	450	<table border="1"> <thead> <tr> <th>SR</th> <th>SPECIALITY</th> <th>NO OF PATIENT'S</th> </tr> </thead> <tbody> <tr> <td>1</td> <td>GENERAL MEDICINE</td> <td>36</td> </tr> <tr> <td>2</td> <td>OBST AND GYNAC</td> <td>75</td> </tr> <tr> <td>3</td> <td>MEDICAL ICU</td> <td>12</td> </tr> <tr> <td>4</td> <td>EMERGENCY</td> <td>11</td> </tr> <tr> <td>5</td> <td>SURGERY WARD</td> <td>43</td> </tr> </tbody> </table>	SR	SPECIALITY	NO OF PATIENT'S	1	GENERAL MEDICINE	36	2	OBST AND GYNAC	75	3	MEDICAL ICU	12	4	EMERGENCY	11	5	SURGERY WARD	43
Sr.N o.	Specialty	For 30 & 60 Intake	For 100 Intake																																																																					
01	General Medicine	60	90																																																																					
02	General Surgery	60	90																																																																					
03	Orthopedics	60	90																																																																					
04	Obst & Gynac	30	60																																																																					
05	Pediatrics	30	60																																																																					
06	Medical ICU	10	15																																																																					
07	Surgical ICU	10	15																																																																					
08	PICU + NICU	10	15																																																																					
09	ICCU + RICU	10	10																																																																					
10	Burns Unit / ICU	10	05																																																																					
11	Emergency	10	10																																																																					
Total		300	450																																																																					
SR	SPECIALITY	NO OF PATIENT'S																																																																						
1	GENERAL MEDICINE	36																																																																						
2	OBST AND GYNAC	75																																																																						
3	MEDICAL ICU	12																																																																						
4	EMERGENCY	11																																																																						
5	SURGERY WARD	43																																																																						
d.	Student : Bed Ratio (Undergraduate) : 1.7	Adequate																																																																						
e.	Average Bed Occupancy in % : 80%	Adequate																																																																						
f.	Whether separate Registration room is available at OPD? a. Number of total patients registered in last Year : 215335 b. Number of New Patients registered on daily average : 600 c. Number of Old patient registered on daily average : 450 d. Average Number of patients attending OPD (current year) : 550 TO 600/DAY e. Whether records of patient registration are well maintained : Yes	Adequate																																																																						
g.	Indoor Physiotherapy Department Areas as per Clinical Load and Intake : (as per M.S.R.) Clinical Load, Total Strength of Hospital Beds, Outdoor Physiotherapy Load per specialty, Indoor Physiotherapy Load per Specialty, Student : Patient ratio per specialty.	20/DAY RATIO - 1:5 SQ.FT.AREA (I.P.D) - 49125 SQ.FT																																																																						
h.	Outdoor Physiotherapy Department Areas as per Clinical Load and Intake : (as per M.S.R.)	TOTAP Patient's -40/ day RATIO -1:7 SQ.FT AREA (O.P.D) 500SQ.FT FOR PHYSIOTHERAPY																																																																						
i.	Physiotherapy OPD Services (as per M.S.R.) : The hospital shall have functional physiotherapy department providing services on outpatient & in patient department at least since 12 Months prior application & shall maintain required OPD and IPD records for verification.	YES																																																																						
	<ul style="list-style-type: none"> <li>As per Central Council Norms/ University Norms, above Infrastructure must be available at College.</li> <li>If Infrastructure is available, then mark "Adequate" &amp; do not attach any documents.</li> <li>In case of "Inadequate", it must be mark as "Inadequate" with evidence.</li> </ul>																																																																							

# LSFPEF COLLEGE OF PHYSIOTHERAPY, NIGDI

## OPD PATIENT RECORD

### COLLEGE PATIENT STATS 2023

JAN	FEB	MARCH	APRIL	MAY	JUNE	JULY	AUGUST	SEPT	OCT	NOV	DEC	Total
837	710	547	615	601	673	980	580	502	695	367	630	7737



*Kulkarni*  
**PRINCIPAL**  
Late Shree Fakirbhai Pansare  
Education Foundation's  
College Of Physiotherapy, pune-44

